

MILESTONE 1 - TAX INVOICE



NAME: _____ JOB NO.: _____

SITE ADDRESS: _____

EMAIL: _____ MOBILE: _____

TAX INVOICE

BLUE HAVEN POOLS SOUTH PTY LTD
Lic # 237620C ABN: 781 33 909 369
Tel: (02) 9728 0444 bluehaven.com.au


TOTAL PAYABLE MILESTONE 1 - AS PER CONTRACT:

Home Owners Warranty prior to excavation \$ _____

**IMPORTANT: DO NOT COMMENCE CONSTRUCTION
IF YOUR FINANCES ARE NOT IN PLACE AND CLEARED FUNDS.**

MAKING CONTRACT PAYMENTS:

- Credit Card - 2% surcharge & 3% for AMEX - Call **02 9728 0444 (option 3)**
- Cash - Taken to **HEAD OFFICE at 68 Hume Hwy, Lansvale, 8am - 4pm Mon to Fri.**
- Bank Transfer - Account: Blue Haven Pools - **BSB: 062 195 ACC: 10218030.**
- Reference - **Job Number** or **Surname + Suburb** on all Eff payments.
- Remittance - To **bills@bluehaven.com.au & projects@bluehaven.com.au**



POSSESSION OF SITE:

Customer to:




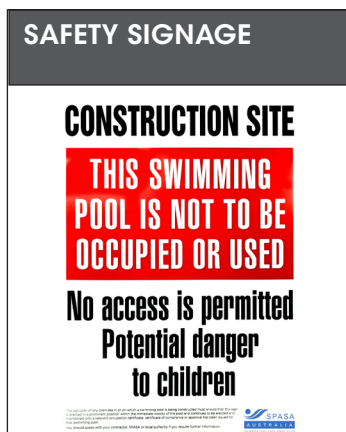
- Provide **unrestricted access** to excavate pool and bring in materials.
- Provide access **to a toilet.**
- Provide access to **power, water and waste bin.**
- Make sure **neighbours are aware** of the big day ahead, especially if the plan is to use their property for access or if it will restrict their morning routine.

ACCESS DAMAGE:

- There is **damage risk** to driveway / structure / lawns / other in the access path.
- Any **costs associated with restoration works** will be cost to customer.
- If the tradesmen assist by **removing a fence to get access**, the cost to re-erect is not included.
- **Builder is released of liability** for general wear and tear of your property.

GETTING READY FOR CONSTRUCTION:

- We have **possession of the site.**
- **Trade Authority form** required for external contractor access.



MILESTONE 1 - CHECKLIST



PRE-EXCAVATION CHECKLIST:

	YES	N/A
• Work Stand Permit must be lodged with Council.	<input type="checkbox"/>	<input type="checkbox"/>
• If project value higher than \$20,000 Home Owners Warranty Certificate must be issued by Blue Haven Pools and sighted by you.	<input type="checkbox"/>	<input type="checkbox"/>
• Long haul trucks to remove soil take up a lot of room. Ensure there is street space for trucks to park. If traffic control is required due to main road, no stopping or other restrictions this must be arranged by Customer.	<input type="checkbox"/>	<input type="checkbox"/>
• Temp fence ordered to protect void from day of dig. (Site Safety).	<input type="checkbox"/>	<input type="checkbox"/>
• Any existing concrete on top of ground where pool will be dug must be cut up before excavation. Other items to be removed by Customer include clothes lines, toys, cubby houses, trees, tree stumps, trampolines, furniture.	<input type="checkbox"/>	<input type="checkbox"/>
• Lawns to be mowed to ensure accurate mark out of pool with spray paint on ground.	<input type="checkbox"/>	<input type="checkbox"/>
• Tree protection measures in place if required by council.	<input type="checkbox"/>	<input type="checkbox"/>
• Sedimentation barriers in place if required by council due to stockpiled soil run off. Roads will also need to be hosed due to loose soil tracks after loading long haul trucks on road.	<input type="checkbox"/>	<input type="checkbox"/>
• Access to water is essential.	<input type="checkbox"/>	<input type="checkbox"/>
• Pool finished height, shape, location understood and signed off with supervisor.	<input type="checkbox"/>	<input type="checkbox"/>
• All internal plumbing finalised and ordered.	<input type="checkbox"/>	<input type="checkbox"/>
• Blue Metal & Steel Bar Reinforcement delivery zone cleared & identified.	<input type="checkbox"/>	<input type="checkbox"/>
• Prepare for relocation or reinstatement for service lines under excavation region such as power, water, gas, stormwater or sewer.	<input type="checkbox"/>	<input type="checkbox"/>
• Purchase pump and hose on site for dewatering due to wet weather or mild ground water seepage. If you don't have access to power, you will need to hire a generator also.	<input type="checkbox"/>	<input type="checkbox"/>
• Neighbours notified and access points clear and ready for machinery.	<input type="checkbox"/>	<input type="checkbox"/>
• Confirm filtration position so trench for services can be dug. Filtration should be positioned in the place that you will provide power to and ensure there is room for filter box enclosure.	<input type="checkbox"/>	<input type="checkbox"/>
• Pets to be boarded off site or kept indoors for day of excavation.	<input type="checkbox"/>	<input type="checkbox"/>
• Acid sulphate soils must be treated with lime. Costs by owner.	<input type="checkbox"/>	<input type="checkbox"/>
• Soil haulage and tipping fees payable by owner. Money to be ready on the morning of excavation and paid to contractors before soil leaves site.	<input type="checkbox"/>	<input type="checkbox"/>
• Unrestricted access must be available for excavator, bobcat and soil removal cartage trucks.	<input type="checkbox"/>	<input type="checkbox"/>
• Water board must be booked for Pier Inspection.	<input type="checkbox"/>	<input type="checkbox"/>

CUSTOMER RESPONSIBILITY:

PUMPING GROUND & RAIN WATER

	YES	N/A
• The pool excavation & concrete shell must be kept dry at all times with a submersible pump. Pump & hose can be purchased from Bunnings and you can learn more here: https://www.bluehaven.com.au/wp-content/uploads/2020/10/BH-fact-sheet-19.pdf	<input type="checkbox"/>	<input type="checkbox"/>
• A wet excavation is at high risk of collapse or cave in during heavy or light rain periods. Cave in restoration costs are payable by you.	<input type="checkbox"/>	<input type="checkbox"/>
• We cannot control weather and may not pause construction in the event of wet weather or wet weather forecast.	<input type="checkbox"/>	<input type="checkbox"/>
• After pool is concreted the pool shell must be continuously dewatered to avoid stagnant water pooling in base of pool as this can clog the hydrostatic valve or stain the concrete shell leading to interior lining discolouration in the future.	<input type="checkbox"/>	<input type="checkbox"/>

DEWATERING THE POOL SHELL IS A VITAL ROLE THAT YOU WILL CONTROL IN THE CONSTRUCTION PROCESS.

PLUMBING CHECKLIST:

	YES	N/A
• Plumbing lines / setup are run and all provisional works are run with excavation	<input type="checkbox"/>	<input type="checkbox"/>

PRIOR TO EXCAVATION, THESE ITEMS MUST BE FINALISED:

	YES	N/A
• Lighting <input type="checkbox"/> <input type="checkbox"/>	<input type="checkbox"/>	<input type="checkbox"/>
• Skimmer location <input type="checkbox"/> <input type="checkbox"/>	<input type="checkbox"/>	<input type="checkbox"/>
• Heating provisions <input type="checkbox"/> <input type="checkbox"/>	<input type="checkbox"/>	<input type="checkbox"/>
• Spa jets infloor blower <input type="checkbox"/> <input type="checkbox"/>	<input type="checkbox"/>	<input type="checkbox"/>
• Jets	<input type="checkbox"/>	<input type="checkbox"/>
• Waterfall provisions	<input type="checkbox"/>	<input type="checkbox"/>
• Swim Jet	<input type="checkbox"/>	<input type="checkbox"/>
• Additional pumps for jets, spa, waterfall	<input type="checkbox"/>	<input type="checkbox"/>